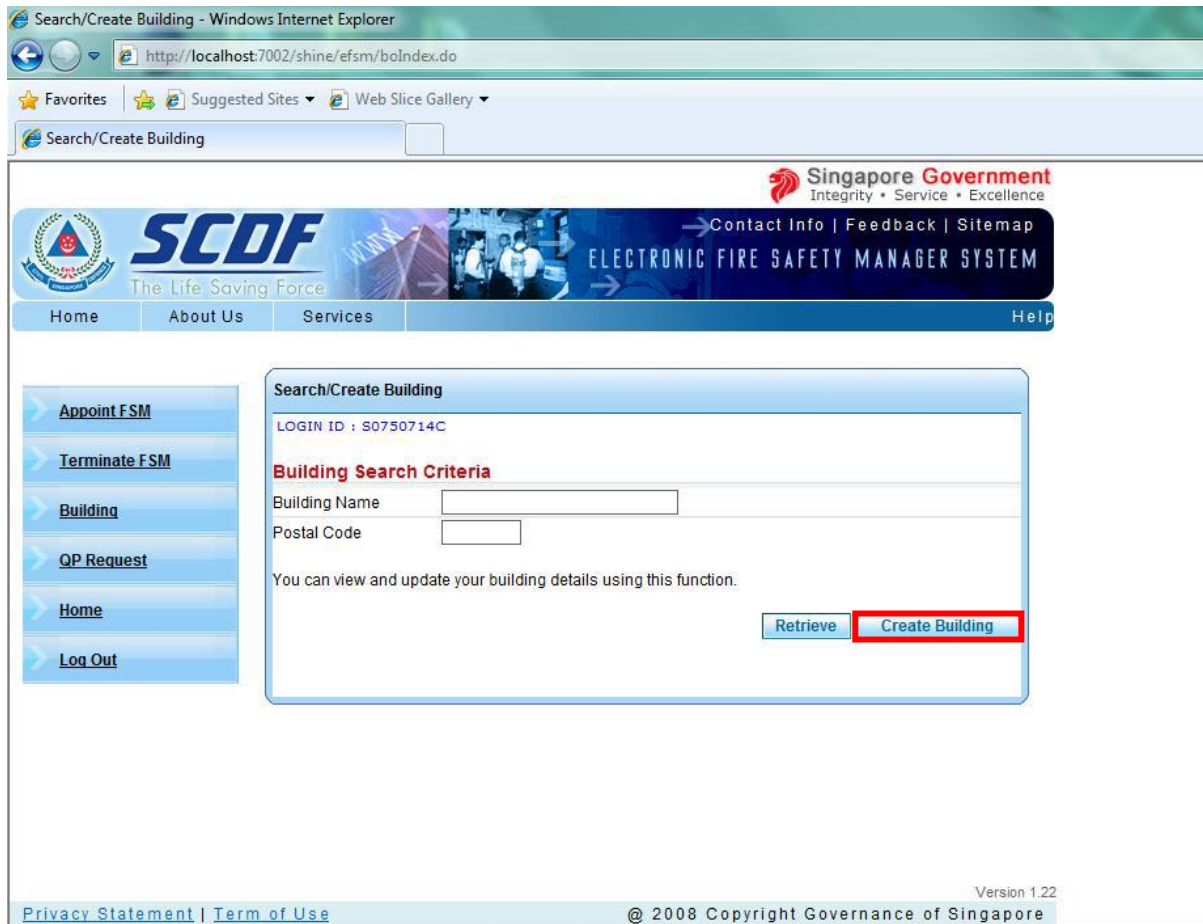


PROCEDURE TO CREATE BUILDING RECORD AT SCDF ELECTRONIC FIRE SAFETY MANAGER SYSTEM (E-FSM)

Login To Building Owner Module

1. Go to eFSM System Website at <https://eservices.scdf.gov.sg/fsm/>
2. Select Building Owner Option and click Proceed.
3. On CorpPass login page, enter your CorpPass ID and password. Click Login.
4. Click on building button on the left.



The screenshot shows a web browser window displaying the SCDF Electronic Fire Safety Manager System (E-FSM) website. The browser's address bar shows the URL <http://localhost:7002/shine/efsm/boIndex.do>. The website header features the SCDF logo and the text "The Life Saving Force" and "ELECTRONIC FIRE SAFETY MANAGER SYSTEM". The navigation menu on the left includes "Appoint FSM", "Terminate FSM", "Building", "QP Request", "Home", and "Log Out". The main content area is titled "Search/Create Building" and displays the user's login ID as "S0750714C". Below this, there is a section for "Building Search Criteria" with input fields for "Building Name" and "Postal Code". A message states: "You can view and update your building details using this function." At the bottom of the form, there are two buttons: "Retrieve" and "Create Building", with the "Create Building" button highlighted by a red rectangular box. The footer of the page includes a "Privacy Statement" link, a "Term of Use" link, the version number "Version 1.22", and the copyright notice "@ 2008 Copyright Governance of Singapore".

5. Click on the button Create Building.

Create New Building - Windows Internet Explorer
http://localhost:7002/shine/efsm/boIndex.do

Singapore Government
Integrity • Service • Excellence

SCDF
The Life Saving Force

CONTACT INFO | FEEDBACK | SITEMAP
ELECTRONIC FIRE SAFETY MANAGER SYSTEM

Home About Us Services Help

Particulars of Building Owner / Occupier

Company Code	199804363K		
Company Name	<input type="text" value="NCSTEMP1"/>		
Building Name	<input type="text"/>		
Salutation	<input type="text" value="Mr."/>		
Name	<input type="text" value="NCSTEMP"/>	Contact No.	<input type="text" value="61234567"/>
Address Type	<input type="text" value="Without Apt Blk"/>	Street Name	<input type="text" value="STREET 62"/>
Block/House No	<input type="text" value="A"/>	Floor No.	<input type="text"/>
Postal Code	<input type="text" value="654321"/>	Unit No.	<input type="text"/>
Designation	<input type="text" value="NA"/>	Fax No.	<input type="text" value="61234567"/>
Email	<input type="text" value="WBPOI@NCS.COM.SG"/>	Handphone No.	<input type="text" value="91234567"/>

Building Appointment Status
Building Status Not Appointed

Version 1.22
@ 2008 Copyright Governance of Singapore


[Privacy Statement](#) | [Term of Use](#)


6. Enter the all the building details and click on the button Save.

Confirmation of New Building - Windows Internet Explorer
http://localhost:7002/shine/efsm/boIndex.do

Favorites | Suggested Sites | Web Slice Gallery

Confirmation of New Building

 **Singapore Government**
Integrity • Service • Excellence

 **SCDF**
The Life Saving Force

Contact Info | Feedback | Sitemap
ELECTRONIC FIRE SAFETY MANAGER SYSTEM

Home | About Us | Services | Help

[Appoint FSM](#)
[Terminate FSM](#)
[Building](#)
[QP Request](#)
[Home](#)
[Log Out](#)

Confirmation of New Building
LOGIN ID : S0750714C
Building Information Created/Updated
You have successfully updated your building information.
[Home](#)

Version 1.22
[Privacy Statement](#) | [Term of Use](#) @ 2008 Copyright Governance of Singapore

7. You will see the confirmation page above if you successfully saved the building.