

Fire Safety Manager (FSM) Briefing 2021

Topic: Implementation Of Fire Extinguisher
Control Tag

Prepared by:
Mr Edwin Yeo
Ms Magdelene Hang



**Mehr Wert.
Mehr Vertrauen.**

**Add value.
Inspire trust.**



CONTROL TAGS FOR SERVICING & MAINTENANCE



1 CONTROL TAG FEATURES

2 PASTING REQUIREMENTS

3 ISSUES ENCOUNTERED DURING SITE INSPECTION

4 ISSUES BEING FEEDBACK TO TÜV/SCDF

**5 POSITIVE RESPONSE TO THE CONTROL TAG
IMPLEMENTATION**

6 FURTHER ENHANCEMENT BY TÜV SÜD



1 CONTROL TAG FEATURES

2 PASTING REQUIREMENTS

3 ISSUES ENCOUNTERED DURING SITE INSPECTION

4 ISSUES BEING FEEDBACK TO TÜV/SCDF

5 POSITIVE RESPONSE TO THE CONTROL TAG IMPLEMENTATION

6 FURTHER ENHANCEMENT BY TÜV SÜD



Objective Of Having Control Tag Affixed On Fire Extinguishers

- **With Effect From 1st Jan 2020, Standardization Of Labels For Ease Of Identification**
- **From A No Control To Centralized Control Of Labels**
- **Traceability Of Labels**
- **To Increase Effectiveness In Preventing Theft & Counterfeiting**



Control Tag Layout

TÜV SÜD PSB

Registered Workshop for
Servicing of Portable
Fire Extinguisher

Serial no: RW1000000

Note : Reuse of this label is not allowed





Scan The QR Code

TÜV SÜD PSB

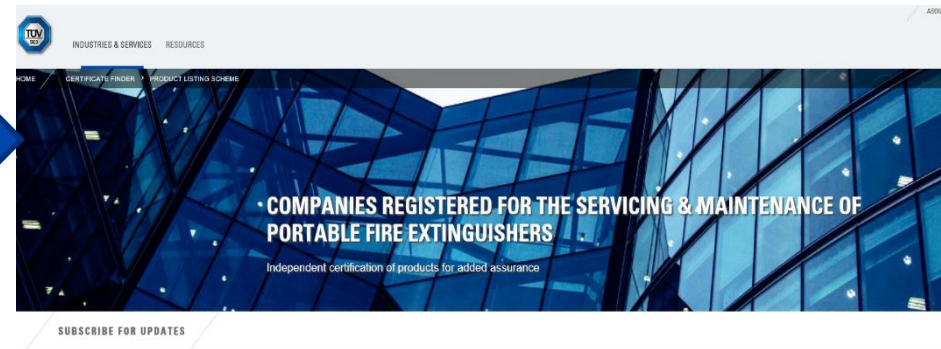
Registered Workshop for
Servicing of Portable
Fire Extinguisher

Serial no: RW1000000

Note : Reuse of this label is not allowed



List Of Companies Registered For The Servicing & Maintenance Of Portable Fire Extinguishers



[Click here](#) to search the serial no. of control tag

Instruction: Key in the serial no. in full (Eg. RW XXXXXXX) and records will be updated every 1st week of the month

S/No	Registration Number	Name and Address of Company	Registered type of Fire Extinguisher Maintenance	Expiry Date
------	---------------------	-----------------------------	--	-------------



Search Function Of Serial Number

Serial no:

Serial no.	Registered Workshop	Status
No records to display.		

Enter Serial Number : RW XXXXXXXX

Serial no:

Serial no.	Registered Workshop	Status
RW 0000001		Valid

CONTROL TAGS FOR SERVICING & MAINTENANCE



1 CONTROL TAG FEATURES

2 **PASTING REQUIREMENTS**

3 ISSUES ENCOUNTERED DURING SITE INSPECTION

4 ISSUES BEING FEEDBACK TO TÜV/SCDF

5 POSITIVE RESPONSE TO THE CONTROL TAG
IMPLEMENTATION

6 FURTHER ENHANCEMENT BY TÜV SÜD


Instruction Of Control Tag

Instruction of Control Tag for Servicing and Maintenance of
Portable Fire Extinguisher



PSB Singapore

Reference from SS 578 (Annex D)

ABC FIRE EXT. CO. <i>Company address</i> <i>Tel. No. :</i>	
We certify that this fire extinguisher has today been <i>*inspected/ serviced/ re-charged/ hydro-tested</i> by us and is in good working condition.	
Date : _____ (dd/mm/yyyy)	Name & Signature : _____
<i>* Delete accordingly</i>	
Next service due date: _____	

Example – Pasting position of a control tag

Pasting position

As shown in the example above (reference from SS 578 Annex D), control tag shall overlap on the service label and fire extinguisher

Control tag shall not cover critical information such as;

- Date of maintenance work was carried out
- Serial number
- Name of person or organization that carried out the maintenance work
- Operating instructions of fire extinguisher



1 CONTROL TAG FEATURES

2 PASTING REQUIREMENTS

3 **ISSUES ENCOUNTERED DURING SITE INSPECTION**

4 ISSUES BEING FEEDBACK TO TÜV/SCDF

5 POSITIVE RESPONSE TO THE CONTROL TAG
IMPLEMENTATION

6 FURTHER ENHANCEMENT BY TÜV SÜD



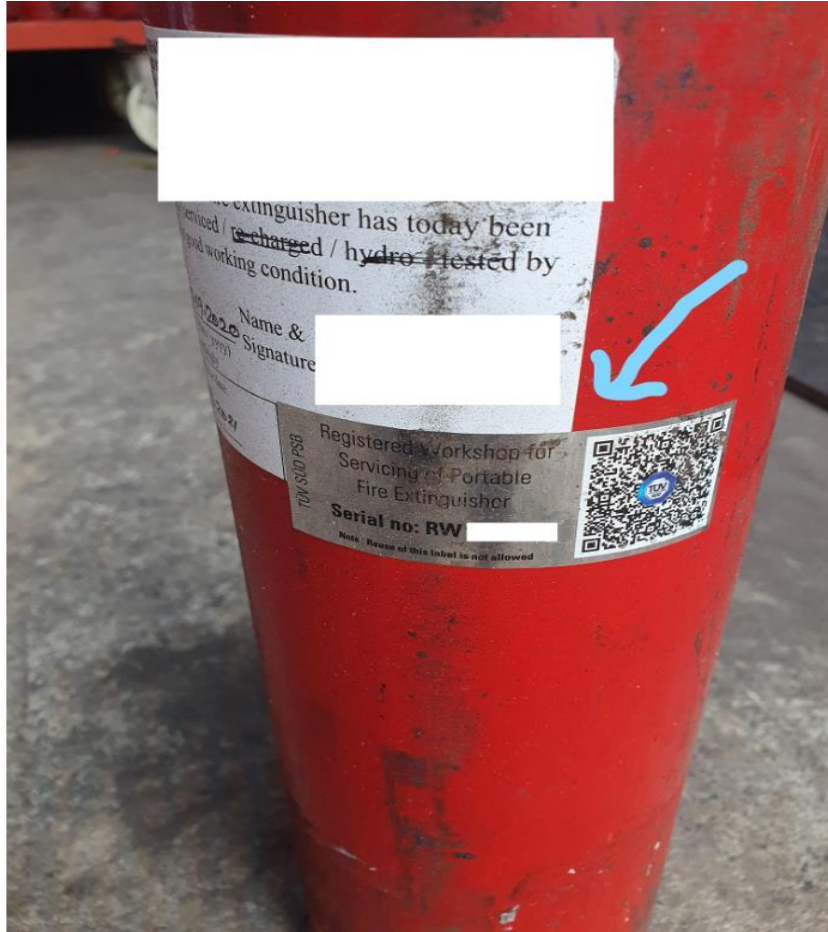
Common Issues That Were Detected During Site Inspection

- **Records of Control tag does not tally**
- **Owner of the Fire Extinguisher is not aware about the pasting requirements.**
- **Control tag is not overlapping on the service label**

ISSUES ENCOUNTERED DURING SITE INSPECTION



Pasting Position Of A Control Tag- Correct Way ✓



ISSUES ENCOUNTERED DURING SITE INSPECTION

Pasting Position Of A Control Tag- Incorrect Way ❌



NO OVERLAPPING BETWEEN THE CONTROL TAG & SERVICE LABEL

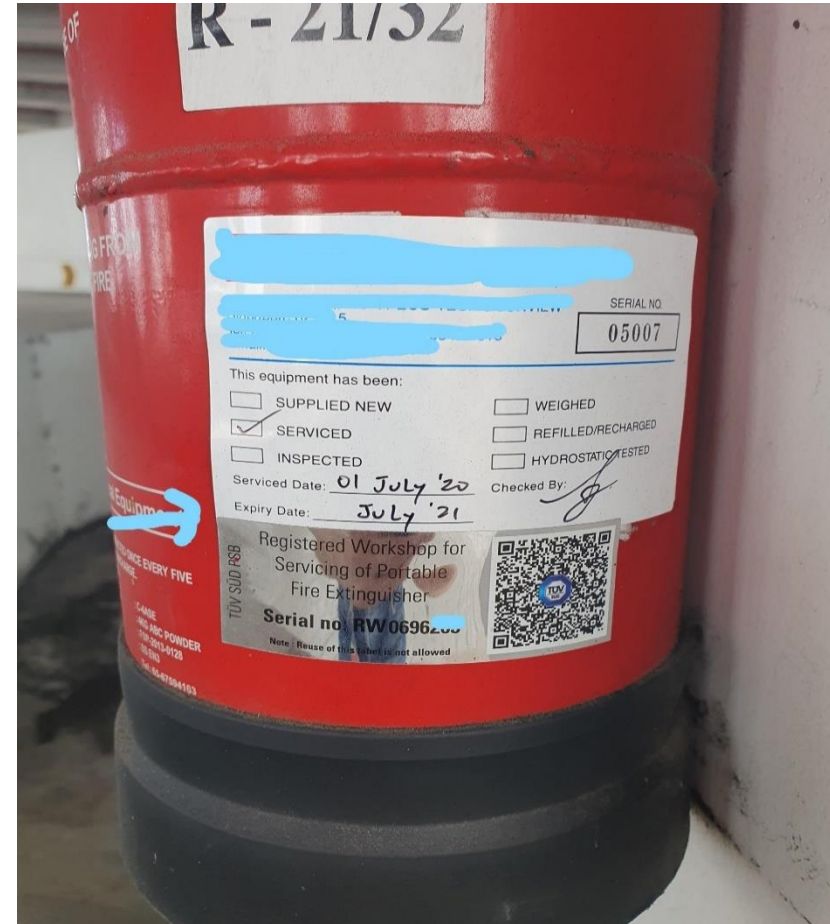
ISSUES ENCOUNTERED DURING SITE INSPECTION



Pasting Position Of A Control Tag- Incorrect Way ❌



COVERING THE INSTRUCTION PRINTED ON THE EXTINGUISHER



TOO LITTLE OVERLAP

CONTROL TAGS FOR SERVICING & MAINTENANCE



1 CONTROL TAG FEATURES

2 PASTING REQUIREMENTS

3 ISSUES ENCOUNTERED DURING SITE INSPECTION

4 **ISSUES BEING FEEDBACK TO TÜV/SCDF**

5 POSITIVE RESPONSE TO THE CONTROL TAG
IMPLEMENTATION

6 FURTHER ENHANCEMENT BY TÜV SÜD



List of Issues reported:

- **Missing Of Control Tag**
- **Control Tag Not Pasted On The Fire Extinguisher After Servicing & Maintenance Has Been Carried Out**
- **Newly Purchased Fe Directly From Manufacturer Need Not To Have The Control Tag**
- **Control Tags Released to Respective Workshop Are Solely For The Said Workshop's Consumption**

CONTROL TAGS FOR SERVICING & MAINTENANCE



1 CONTROL TAG FEATURES

2 PASTING REQUIREMENTS

3 ISSUES ENCOUNTERED DURING SITE INSPECTION

4 ISSUES BEING FEEDBACK TO TÜV/SCDF

5 **POSITIVE RESPONSE TO THE CONTROL TAG
IMPLEMENTATION**

6 FURTHER ENHANCEMENT BY TÜV SÜD



Positive Response Of The Implementation:

- **90% Of The Registered Workshop Have Purchased The Control Tags**
- **Increase in Registered Servicing & Maintenance Fire Extinguisher Workshop**
- **Building Owners Engage List Of Registered Workshop For Servicing & Maintenance**

CONTROL TAGS FOR SERVICING & MAINTENANCE



1 CONTROL TAG FEATURES

2 PASTING REQUIREMENTS

3 ISSUES ENCOUNTERED DURING SITE INSPECTION

4 ISSUES BEING FEEDBACK TO TÜV/SCDF

5 POSITIVE RESPONSE TO THE CONTROL TAG
IMPLEMENTATION

6 **FURTHER ENHANCEMENT BY TÜV SÜD**



Enhancement of Control Tag

- Improvement Of The Search Function Of Control Tag
- Include Issuance Date On Our Data Base
- To Include Issuance Date In The Tag
- Review / Incorporation Of Feedback

Q & A

THANK YOU

You may contact us at:

Magdelene Hang

Email: Magdelene.hang@tuvsud.com

Edwin Yeo

Email: Edwin.yeo@tuvsud.com